

LET US BE POLITE CITIZENS

Reading

Warm up (10 minutes)

Act out

Act out these two conversations.

Granny: Good morning my dear child! Could you please help me to find this road?

Child: Yes of course!

Granny: Here is the address child.

Child: Oh! This house is at the end of this lane. You will have to walk another 20 minutes madam.

Granny: Oh! I'm tired and thirsty. If you could please help me to...

Child: Please come in! Let's have something cool to drink. I will talk to my mother. Please come in.

Granny: thank you very much for your kindness.



Granny: Good morning my dear child! Could you please help me to find this road?

Child: No, I'm busy with my pet puppy right now.

Granny: But, there is no one here to help me.

Child: You can go ahead and you will find someone else.

Granny: I really cannot see child. I'm tired and thirsty. If you could please help me to...

Child: I don't talk to strangers. So please go away.

Which conversation sounds better?

Why?

What do we call such a language?

Lead in (15 minutes)

Do you know the *MAGICAL WORDS* in every language?

Thank you

Sorry

Excuse me

Please

Can you remember some other magical words?

Pre writing (15 minutes)

Read the passage in page no.26 and match the words in column A with their meanings in column B.

A	B
Courteous	Conduct
Behavior	Effect
Admire	Polite
Effort	Commit
Contribute	Confident
Positive	Appreciate
Influence	Attempt

WORKSHEET

Reading activity (40 minutes)

Read the story in pane no.27 and state whether following statements are true or false.

1. The king was disappointed. ()
2. People in the country did not obey the king. ()
3. King tried his best to make his citizens obey his rules. ()
4. The kind did not follow the young man's advice. ()
5. The magic of the young man was a very miraculous one. ()

Read the story in page no.27 and answer the following questions.

- 1) What was the king's problem?
- 2) How did the old wizard try to solve the king's problem and was he successful?
- 3) Who came along next to solve the king's problem?
- 4) What did he ask the king to do?
- 5) Did the young man's magic work?

Explain these words in your words.

1. Wizard:
2. Excited:
3. Parchments:
4. Bewildered:
5. Utterances:

4. Write the saying given in the text that describes courteous behaviour.


5. How do courteous people contribute to build a good society?

Activity 3.5

The Magic Words

Once there was a king who had a strange problem. Even though he was an honest and just king, his people did not follow his orders. No matter how hard he tried to make his people follow his orders, they did not obey him. However, since he was a just king, he did not want to punish his people only for not following his orders. Therefore, the king summoned a great wizard who was known to be the wisest man in the kingdom. He asked the wizard if he could cast a spell that would make the people of this kingdom obey the king's orders.

27



The old wizard, who did not want to disappoint the king, cast a spell on the people of the kingdom. But all his efforts were futile. None of the people followed the king's orders.

One day a young man came to the palace. He said that he possessed powerful magical powers that could solve the king's problem. The king was overjoyed and gave him permission to start his work immediately.

In a very short time, the young man came to the king with two small parchments and said, "Your Majesty, these are the spells that I have prepared for you. Whenever, you are giving orders to your people, use the words that I have written here. If they smile that means the spell has worked. The most important thing about my spell is that it won't wear off. It'll last forever."

The king was very excited. He saw a servant passing by and said the first word and asked him to bring a platter of food. For a moment, the servant looked bewildered. Within a few minutes, the servant was in front of the king, with a platter of food with a smile on his face. The king was amazed. He uttered the second magic word and said "You may go." The servant left feeling happy. Before long all the citizens began to obey the king. Not only did they comply with his orders, they complied with them willingly.

Soon the news about the young man who could cast such

28

6. Amazed:
7. Summoned:
8. Kingdom:


Post writing (20 minutes)

Watch the video and answer following questions.

<https://youtu.be/EHPEyUjQWOO>

1. With whom did the poor man live?
2. What was the poor man's motto when serving visitors?
3. How did the wife behave when the visitor arrived?
4. What did the wife prepare for the guest?
5. What is courtesy? Explain in your words.

ARE YOU COURTEOUS?



What are the courteous behaviors that you should develop as a virtuous student?

LET US BE POLITE CITIZENS

Writing

Warm up (10 minutes)

Have a look at these kind words.

Can I help you?
Excuse me madam.
Thank you very much sir!



Pre-writing (30 minutes)

Read the dialogue in the page no. 23 and add another 10 lines to it.

Be creative!

Activity 3.1
Act out

Rusiru, his mother and an old lady are at the bus stop.

Rusiru: Mother, the bus is here. Let's get in.

Mother: Rusiru, can't you see, there's an old lady behind you. Let her get on to the bus first.

Old lady: Thank you.

Rusiru: I'm sorry, I didn't see you.

Old lady: That's okay.

The bus conductor: Hurry up, hurry up. Get in quickly. It's getting late.

Mother: Please wait, I have another big bag that I need to take with me.

The bus conductor: Can I help you with the bag?

Mother: Yes, thank you very much.



23

The bus conductor: You're welcome. Could someone please give a seat to this old lady?

Rusiru: Here, I'll give you mine.

Old lady: Thank you for being such a kind boy. Where are you going?

Rusiru: We are going to the hospital since my father was admitted there a few days ago.

Old lady: Oh, I'm sorry to hear that. I hope he'll get well soon. I'm going there too as I have to see a doctor.

Mother: Rusiru, ring the bell... move forward so we could get off quickly. Could you help the old lady to get off the bus?

Rusiru: Certainly, mother.

Activity 3.2

Writing task (40 minutes)

Let's dub the picture!

Look at this video clip. Watch it one time and build the story behind the pictures.

<https://youtu.be/-luRE-bOqQ8>

Remember these points!

DRAFT

WRITE WHAT COMES TO YOUR MIND.

REVISE
D.A.R.E

Delete
Add
Rearrange
Exchange

PEER REFLECTION

LET THE FRIENDS CHECK YOUR LETTER.

FINAL COPY

IF THERE IS ANYTHING TO ADD, EDIT AND MAKE THE FINAL COPY!

Now let's watch it with sounds on!

Post writing (20 minutes)

There are better ways to express some ideas.

<https://youtu.be/izrsnSj12sQ>

Let's have a look at the ways to utter words politely.

Complete the table with the polite way of saying and its impolite way.



Polite manner	Impolite manner
I would like to have a sandwich.	I want sandwich.

Did you learn something new?

What do you say in polite language when we are about to finish the class?



LET US BE POLITE CITIZENS

Listening

Warm-up (10 minutes)

Look at the following pictures.

Can you name them? What do you call them?

Good habits

- Respect yourself and others.** (Illustration of a girl holding a flower and a boy holding a dog)
- Protect and conserve the earth.** (Illustration of a girl recycling)
- Get plenty of sleep.** (Illustration of a girl sleeping)
- Have fun and exercise outside in the fresh air.** (Illustration of a boy playing basketball)
- Too much television is unhealthy.** (Illustration of a boy watching TV)
- Finish your homework before playing.** (Illustration of a boy studying)
- Wash your hands before you eat.** (Illustration of a girl washing hands)
- Brush your teeth after eating.** (Illustration of a boy brushing teeth)
- Always tidy up and keep your room clean.** (Illustration of a girl cleaning)
- Eat healthy food and have a balanced diet.** (Illustration of a boy eating fruit)

Lead in (15 minutes)

It's talk time!

Who is your best friend?

What are the good habits of him/her?



Pre-listening (25 minutes)

Do you have bad habits in you too? It is normal to have them in children, but you can minimize them by learning the value of good habits.

How valuable are they?

<https://youtu.be/mbv63Lz2vAw>

Write answers to these questions based on the 02 stories.

1. What was Tofu's bad habit?
2. What was the bad habit of the son of the rich businessman?
3. What is the advice given by the wise old man to the son of the rich businessman?
4. How did the rich lady help Dr. Phillips when he was a child?
5. How was the life of Dr. Phillips when he was a child?
6. How did Dr. Phillips pay his gratitude to the lady?
7. Name 02 bad habits of you that you wish to correct.

Listening (40 minutes)

COURTESY

Listen to the audio clip. It will be played 03 times for you. Complete the worksheet while and after listening to the audio clip.

https://drive.google.com/file/d/18BSx9-nE0fU9Kq5ufFj1q7MLs_vidsBt/view?usp=sharing



WORKSHEET

State whether the following statements are true or false (T/F).

1. Courtesy is a great human quality. ()
2. Courtesy is only about adjusting your behavior. ()
3. Courtesy belongs to being polite. ()
4. Maintaining courtesy is important with unknown people. ()
5. You can use your manners to maintain courtesy. ()
6. Saying polite words does not mean courtesy. ()
7. Respecting others is a courteous activity. ()
8. Holding door for someone is not courteous. ()
9. You can put a smile on someone's face to make their day. ()
10. Saying thank you is a kind act. ()

Write answers to the following questions.

1. Explain what is meant by courtesy in your words.
2. Give the definition of courtesy that is given in the text.
3. What are the courteous acts that you can do to other people?
4. When dealing with unknown people, courtesy is very important. Why?
5. Explain why courtesy is a great human quality in your words.
6. Recall 02 courteous activities that you have done to make someone happy.

Explain following words in your own words.

1. Adjust:
2. Courtesy:
3. Emotion:
4. Inconvenience:
5. Attitude:

Post listening (20 minutes)

Let's be creative!

Create a poster about the rules and regulations that you have to practice in your school.

When mentioning the rules and regulations of the school, you need to use the modal verbs of "must" and "should".

<https://youtu.be/T1u4w2bnf0E>



"MUST"	<ul style="list-style-type: none">• This must be included• Without it no other content will matter
"SHOULD"	<ul style="list-style-type: none">• This should be included when the MUSTS have been covered• I should make every effort to include the SHOULDs

Can you recall the lesson for today?

Did you learn anything new?

WEEK 02

LET US BE POLITE CITIZENS

Speaking

DISCIPLINE

Warm up (10 minutes)

Watch the video clip on giving advice for discipline.

<https://youtu.be/5hP9Zx2Q4sU>

You will once watch the video clip with both audio and subtitles, once with audio only, once with subtitles only and once with no audio and subtitles.

Practice the conversation and present it along with the video clip at the last playing of it.

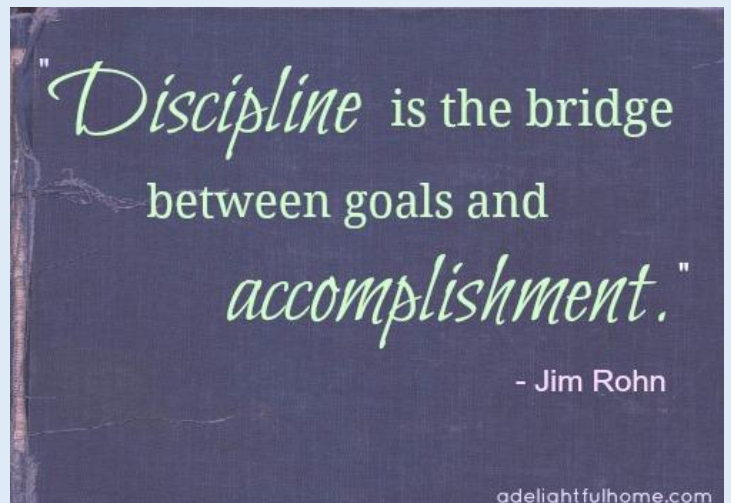
Lead in (15 minutes)

CORRECT CHOICES

Watch the video clip about making the right choice when practicing habits.

<https://youtu.be/HEnohs6yYw>

Write down the choices made by the 02 people in the video clip. Divide them as positive and negative choices.



Pre speaking (20 minutes)

TANGLED?

Here are some jumbled letters related to disciplinary words. Make them in the correct order to build the discipline related words.

f,s,e,l, p,l,d,I,I,s,e,n,c
t,p,u,I,s,n,n,h,e,m
w,l,a
l,u,e,r
c,e,r,t,o,r,c
y,p,e,l,n,a,t
t,p,c,e,e,r,s,
e,l,d,r,e,a,e
o,r,t,s,I,g,I,h,e,u
o.p.u.r.d



While speaking (20 minutes)

A new friend!

Build a conversation with a friend, who is a new comer of the school in order to give advice about the schools' rules and regulations to the new student.

Present it to the class.

Activity 02 (20 minutes)

Let's put it into practice!

Build a speech on the topic, "The importance of discipline". In order to get an understanding about the structure of a speech, watch this video clip on "Speech



structure”.

<https://youtu.be/4RIJO3x0czo>

Finally they will be asked to present the speech to the class.

Post speaking (15 minutes)

“I’m the current president of Sri Lanka.”

Imagine that you are the current president of Sri Lanka.

Build 10 rules that should be followed by your citizens. Use 'must' and 'should' in your rules and regulations list.

WEEK 02

LET US BE POLITE CITIZENS

Grammar - Conjunctions

Warm up (10 minutes)

Look at the following sentences. One very special word of every sentence is missing. Can you tell what it is?

What do we call such words?

For	We listened eagerly, for he brought news of our families.
And	She didn't speak to anyone, and nobody spoke to her.
Nor	I don't expect children to be rude, nor do I expect to be disobeyed.
But	They rushed to the hospital, but they were too late.
Or	I will go shopping, or I will go camping.
Yet	Kelly was a convicted criminal, yet many people admired him.
So	I was feeling hungry, so I made myself a sandwich.

Simple sentences are independent clauses. You can combine the following sentences with a coordinating conjunction, known in the FANBOYS acronym (for, and, nor, but, or, yet, so).

Lead in (10 minutes)

Can you identify the conjunctions in the following sentences? Underline them.

- Susan and Maggie went to the fair.
- The dinner tasted good, but wasn't very hot.
- Monica was late to school because she got lost.
- The dog whines and yelps because he is afraid of the cats.
- We will go to the beach but not to the mountains.
- Do you like oranges or apples?

Language input 01 (10 minutes)

WHAT ARE CLAUSES?

Clauses can be combined by conjunctions.

Watch this video clip on clauses in English language. You will understand how a compound sentence is made with 02 clauses.

<https://youtu.be/N3xkzyRAgyg>

Language input 02 (20 minutes)

FANBOYS

Usage	Coordinating Conjunctions
Addition	and
Opposite	but, yet
Cause	for
Result	so
Choice	or, not

These are the seven coordinating conjunctions in the English language. Remember them with the acronym: **FANBOYS.**

© www.thelearninggulf.com

WHAT ARE THE BASIC CONJUNCTIONS?

Let's get to know them.

<https://youtu.be/nBm00kI3AYE>

WORKSHEET

Controlled practice 01 (20 minutes)

Now you know what the basic conjunctions are. Place them in the correct place of the correct sentence.

- 1) She went to work. She did not want to go.
- 2) The scientists trained him well. They helped him find a job when his training was through.
- 3) Polar bears are fierce, territorial animals. Grizzly bears are the same.
- 4) Mark told me not to come with him. We went to a coffee shop at Paris.
- 5) I will not give in to you. I will not let you push me around.
- 6) My father loves to drive during the day. His nursing home lets him drive before 9pm.
- 7) My cat was hungry. It had not eaten since breakfast.
- 8) They couldn't think of anything better to do. They decided to baby-sit for the family.
- 9) A book can be a lot of fun to read. A book can be boring.
- 10) I want to go on a trip soon. I'll discuss about that with my parents.

Controlled practice 02 (20 minutes)

Read page no.36 in the English Text Book and list down the conjunctions used in the text.

Activity 4.2
Hidden Beauties in India

India, the largest country in the South Asian region is well known for its diversity in cultures, great personalities such as Mahatma Gandhi and Rabindranath Tagore and for places like Agra and the Himalayas. It is a less known fact that this subcontinent is also rich with a number of places with enchanting scenic beauty that attracts both local and foreign tourists.

Nohkalikai Falls ('Jump of 80 Lakhs' in the local language) in Cherrapunji is one such place hidden within the dense forests in the East Khasi mountains in the state of Meghalaya. Cherrapunji is one of the wettest areas in the world with an annual rainfall about 1176 cm. This is the tallest plunge waterfall in India and is fed by the water collected in the plateau above. The pool below has unusually greenish water which makes it more attractive.



Matheran ('Forest on the forehead of mountains') Hill station is another favourite among the tourists. It is located in close proximity to Mumbai, the busiest city in the state of Maharashtra. It is 2,625 feet above sea level and declared an eco-sensitive region by the Indian government.




Roads in this area are made of red laterite earth and you can see well preserved old British style buildings too. There are several lookout points in Matheran such as the Panorama point which gives a 360° view of the surrounding area.

36

Activity 4.3
Hidden Beauties in India

Bellum caves in Andhra Pradesh is another site with a major tourist attraction. With an approximate length about 3.5 km, it is the longest and the largest cave in India. It is made of black limestone and formed by the constant flow of underground water. There are also deposits of quartz. They are well known for the stalactite and stalagmite formations. There are long passages, spacious chambers, fresh water pools and siphons. The deepest point is 150 feet from the entrance level and is called 'Patalganga', which means the 'river in the underworld'.




How many of them could you find?

Free practice (20 minutes)

OWN WORK TIME!

Create your own compound sentences using the 07 learnt conjunctions. Read them out to the class at the end of the lesson.



Review key terms

Time for questions

The end