WEEK 01

LESSON 01

LET US WORK TO A PLAN

READING

LET'S ORGANIZE

- → **Let's cut the cake at 4 p.m.**
- → **Order snacks and drinks**
- → **Invite friends and relatives**
- → **Decorate the house**
- → **Buy gifts**

Warm up activity (10 minutes)

Pre-reading task (10 minutes)

Similarly what are the different activities that you can think of organizing an English Day?

A	B
Experience	Slogan
Discussion	Data
Ensure	Problems
Motto	Debate
Information	Guarantee
Short comings	Prior encountering

While reading task (30 minutes)

Read and underline the key words in the following questions.

1. **Who has planned an English day successfully?**
2. **Whose father is great at planning events?**
3. **What is the motto of the father who plans the events?**
4. **Why is the notebook very helpful?**
5. **Name 02 advantages of planning properly.**
6. **Name one event that you have planned in your life with your family or friends and teachers.**

Read the passage in page no.05 and write full answers to the above questions.

Paragraph writing

Paragraph writing is very important when you have to write an article, an essay or any other written document.

How can we write a good paragraph?

https://youtu.be/L1J9ZPVydrc

Post reading task (30 minutes)

Write a short article (paragraph) on "English Day". You may use 100-150 words.

TADA! End of the lesson.

Can you remember everything about today's lesson?



Appendix

The text to be used from the text book

Activity 1.4

Act out

The Science Society of Saranga's school has decided to organize a science exhibition. Saranga was invited to share his camp experience with his friends in the Science Society.

Saranga: Hello friends, thank you for inviting me to speak to you this morning. We organized our annual English Camp successfully. So, I'm here to share my experience with all of you. Honestly, organizing a camp is a big task. You must be wondering how I managed to do it. My father is a great planner and his motto in life is, "Plan the work, work the plan". So we simply followed his motto. We started off by laying out a plan. Then, we thought we should have a discussion. We even planned what we hope to talk there. Each of us carried a small notebook with us which we used to note down all the important information. This book helped us a lot. Whenever, we met to discuss our plans, we would share the notes that we had made. Therefore, everybody knew what is needed to be done. This made the organizing of the work easy for us. In short, planning helped us in organizing the work well.

Yes, Ravi do you have any questions?

Ravi: Did you take a lot of time to plan the work?

Saranga: Yes, it took us a whole day to plan the work. But, in the end we didn't feel that it was a waste of time. The time spent for planning is an investment. You know, planning helps us to ensure good results. Our initial planning helped us to reduce our shortcomings. Last year we didn't plan our work well and as a result we had to face a number of problems. In a nutshell, the simple thing to do is to plan your work and then, work your plan. Do you have any questions?

Ravi: Thank you Saranga, it's so nice of you to have come here to share your experience with us.

Saranga: My pleasure. All the best!

LESSON 01

LET US WORK TO A PLAN

WRITING

Warm up activity (10 minutes)

Look at the following pictures.

What do they mean to you?



Lead in activity (10 minutes)

Have you ever received one of these?

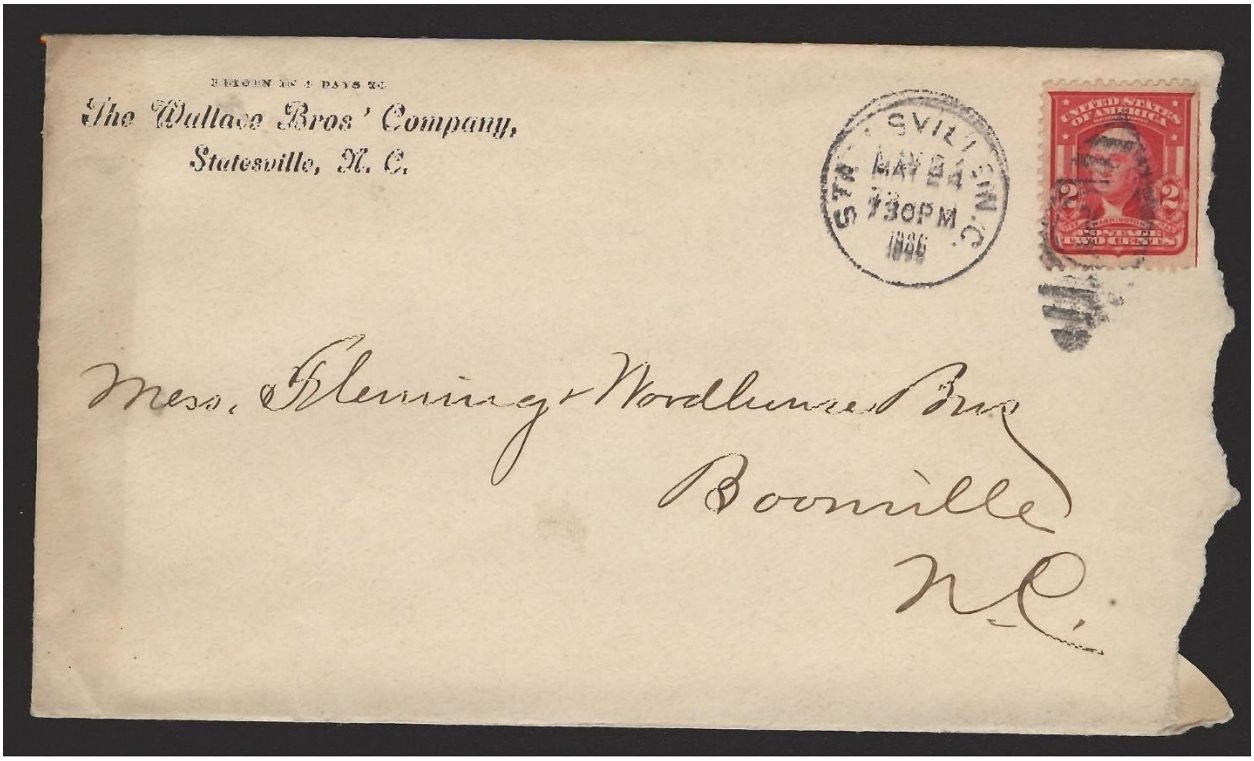

Share your experience of the last letter that you have received.

→ Who sent it to you?
→ When did you receive that?
→ What was in the letter?
→ Were you happy or sad?

Pre writing activity 01 (10 minutes)

Here are some jumbled different parts of an informal letter. Make them in the correct order.

A. Take care of yourself,
Anne

B. 07/12/2020

C. Jessica Anne

53/6

Hill Street

Kandy

D. Dear Ashley,

E. Thank you for your letter. It's always a pleasure to receive your letters.
You asked me how I spent the summer. Well, it was not the best summer of my life. First, I caught a cold and was sick for two weeks. Because of this I could not go to a youth camp and I spent a month in a stuffy city.
Then the weather turned bad and again I had to stay home. Only in August, I managed to go hiking with friends. We had a lot of fun and sang songs around the campfire.
How is your new dog? Did it get used to you? What do you feed it?
Well, I've got to finish. It is now 11:00 pm, it's time to sleep.

1	
2	
3	
4	
5	

Post writing activity (20 minutes)

Let's write a friendly letter!

Have a look at these videos.

https://youtu.be/3ClV82aT2oA

https://youtu.be/soxkGc7y7Qw

Work sheet

State whether following statements are true or false. (T/F)

1. A friendly letter uses formal language. ( )
2. You can write an informal letter to your principal. ( )
3. The structure of an informal letter is simple. ( )
4. A friendly letter talks about official work. ( )
5. You have to write the receiver's address in a friendly letter. ( )
6. You can ask about the health of the receiver in an informal letter. ( )

Writing task (40 minutes)

Write a letter to your friend, telling about the last birthday party you organized for your brother/sister.

Remember there points!

DRAFT	WRITE WHAT COMES TO YOUR MIND.
REVISE D.A.R.E	Delete Add Rearrange Exchange
PEER REFLECTION	LET YOUR FRIENDS CHECK YOUR LETTER.
FINAL COPY	IF THERE IS ANYTHING TO ADD, EDIT AND MAKE THE FINAL COPY!

Assignment (30 minutes)

Write a reply letter to your friend, thanking for his/her letter of experience and advice. Use 150-200 words.

LESSON 01

LET US WORK TO A PLAN

LISTENING

Warm up activity (10 minutes)

- ☺ What is the best trip you have been?
- ☺ Have you been to another country?
- ☺ Did you take a backpack/ a baggage?
- ☺ Can you remember the things you packed?

Pre listening activity (15 minutes)

Look at the following pictures. Can you guess the situation where they belong?

Can you make a list of things that you need to pack in your bags when you go on a trip?

Listening (20 minutes)

WORKSHEET

Listen to the audio attentively and state whether the following statements are true of false. (T/F)

https://drive.google.com/file/d/174lfhZWfnpnISFDI8JqRrk_eUimS4d6O/view?usp=sharing

1. You should select a day with fine weather to go on a picnic. ( )
2. You should do your picnic alone. ( )
3. You have to list down the things that you are taking with you. ( )
4. You do not have to take a blanket. You can sit on a bench. ( )
5. Your flask might be cool or hot. ( )
6. You have to take simple cutlery with you. ( )
7. You cannot take junk food with you when you go on a picnic. ( )
8. Water melons and oranges are good for picnic fruit basket. ( )
9. Artificial drinks are the best. ( )

Write answers to the following questions.

1. Name 03 things that you have to take to the picnic.
2. Write 01 use of the blanket that you take to the picnic.
3. What are the cutlery that you need to take to the picnic?

Post listening (30 minutes)

LET'S WRITE NOTES!

You can write notes to your family, friends, relations and to many other people for many reasons. You can inform something through a note, say thank you, say sorry, pass an urgent message or you can send notes when you cannot speak to the person at the moment.

How to write the perfect note?
https://youtu.be/yv7V8RwlSSU

Write a note to a friend about the things to be packed in a travelling bag when going on a trip.

Assignment (30 minutes)

BUILDNG A DIALOGUE

You and your brother/sister are sharing your room in your new house. Two of you have to arrange belongings of both in the room.
Build a dialogue that could happen between you two about planning and arranging your shared room.

LESSON 01

LET US WORK TO A PLAN

SPEAKING

Warm up (10 minutes)

Look at the following pictures. Can you guess what they are doing?
What do you call such work?
Do you like to do those activities? Why?



Lead in (20 minutes)

LEARN THE PHRASE

HAVE TO DO

When talking about the household chores, the phrase "have to do" is commonly used. Let's learn more about the phrase.

https://youtu.be/SesCepncmJ8
https://youtu.be/2iXbKVcnDDY

Pre speaking (10 minutes)

Build 05 tasks (sentences) that you have to complete from the time school begins, using the phrase "have to do".

While speaking (40 minutes)

LET'S PUT IT IN TO PRACTICE

Build a dialogue with your partner about the daily chores that you have to complete. Each person has to speak at least for o8 times.
Present the dialogue to the class.

Post speaking (15 minutes)

What is your dream job?
Write a paragraph about the daily routine of you, imagining that you have become the person you wanted to be.

Back-up (15 minutes)

Interview your partner

Interview your partner imagining that he/she is your favorite celebrity. You are allowed to ask questions about the celebrity's daily chores and daily routine with other significant things.

LESSON 01

LET US WORK TO A PLAN

GRAMMAR

Warm up (10 minutes)

Can you come up with different nouns you know?

Flower
Chair
School
Banana
Mother
Pencil



Can you count them?

How many pens do you have?

How many mothers are there in your home?

Language input (10 minutes)

COUNTABLE AND UNCOUNTABLE NOUNS

Nouns can be **countable** or **uncountable**. **Countable nouns** can be counted, e.g. an apple, two apples, three apples, etc. **Uncountable nouns** cannot be counted, e.g. air, rice, water, etc. When you learn a new **noun**, you should check if it is **countable** or **uncountable** and note how it is used in a sentence.

Have a look at these video clips.

https://youtu.be/LfHuXPSWJK4

https://youtu.be/Op2M9NAgE_k

Controlled practice (20 minutes)

WORKSHEET

Are these nouns countable or uncountable?

1. Water _____
2. Fruit _____
3. Coconut _____
4. Bread _____
5. DVD _____
6. Meat _____
7. Ball _____
8. Snack _____
9. Glasses _____
10. Pen _____
11. Milk _____
12. Chair _____
13. Gasoline _____
14. Table _____
15. Cream _____

Activity 02 (25 minutes)

CHECK YOUR KNOWLEDGE

Read the conversation and categorize the nouns that you find into countable and uncountable nouns.

Mother: I'm going out. I need to buy jam, cheese and vegetables. Do you need something?

Jane: Yes mama, I need some wool for my stitching and I need one bar of soap.

Mother: Is your bottle of shampoo finished?

Jane: No mama, it is not.

Mother: Do you need anything John?

John: Yes mama, I need lots of things. I need a bottle of glue, a scissor, thread and tissue papers. Oh and I need a box of pins too.

Mother: Why do you need all those things?

John: Mother, I'm making a kite.

Mother: Okay John. Go and ask whether your father needs anything.

John: Yes, he need two shoe laces for his shoes. He'd love to have news socks too mother.

Mother: Okay. I will buy them too. Bye. Take care.

John and Jane: Bye mother.

Free practice

Activity 02 (20 minutes)

Build your own 20 sentences using 20 uncountable nouns.

Activity 02 (30 minutes)

Create dialogue using countable and uncountable nouns that may take place in a supermarket.

Find some pictures of countable and uncountable nouns and paste them in your book.